



FAMILY RESOURCE CENTER ANNUAL REPORT SY 2018-19

ENGAGED COMMUNITIES, EMPOWERED SCHOOLS.

Our Mission:

Austin Voices for Education and Youth creates community collaboration to strengthen families, support kids and improve schools. We believe our public schools can serve as powerful hubs for bringing neighborhoods, families and students together to achieve positive change.

AVEY believes that . . .

- The whole community is responsible for creating opportunity and quality public schools for young people.
- Youth can be powerful agents of change in their communities, and youth voice is central to improving schools.
- Every child can achieve educational success, given the right “conditions for learning.”
- Strong partnerships and shared leadership are necessary elements for any sustainable community or school transformation.

WHO WE SERVE:

Family Resource Centers provide campus-based wraparound social service support, adult education and family & community engagement events for families at Burnet, Dobie, Martin, Mendez and Webb Middle Schools, Lanier High School and Cook and Wooldridge Elementary Schools in collaboration with Austin ISD and community partners.

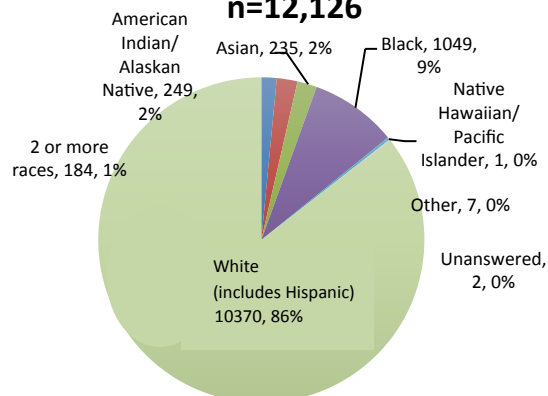
3,713
TOTAL FAMILIES
SERVED

Descriptions of Participants SY 2018-19

- 12,126 Participants in 3,713 families
- 56% Female / 44% Male
- 6,513 < 18 years of age
- 5,613 > 18 years of age
- 5,658 AISD students from 114 campuses
- 398 non-AISD students (294 Charter Schools, 97

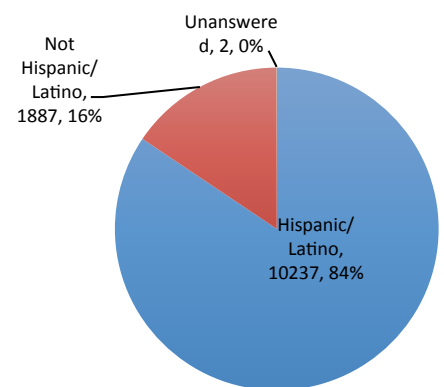
2,224
FAMILIES
W/SOCIAL SERVICES

Race of Participants Enrolled for SY 2018-19 n=12,126



431
FAMILIES
CASE MANAGED

Ethnicity of Participants Enrolled for SY 2018-19 n=12,126



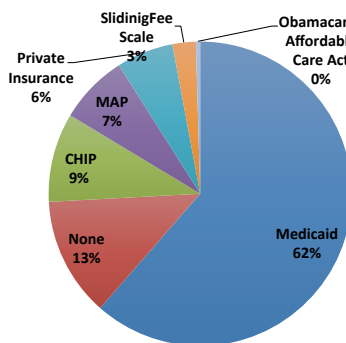
NEEDS ASSESSMENT:

Community School Initiative Family Needs Surveys are sent home with all students the first day of school to assess the needs of the families at all 8 campuses. They are used for outreach and planning.

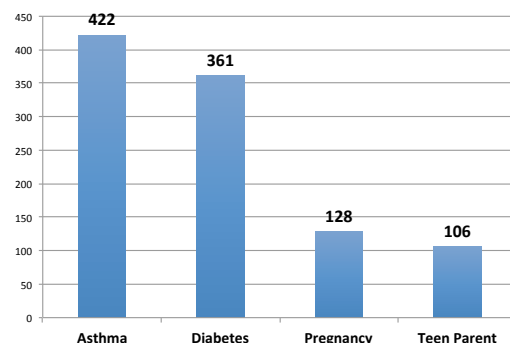


Zip Code	# of Surveys
78758	1188
78753	984
78752	262
78744	177
78741	129
78757	104
78721	96
78723	87
Other	78
78702	74
78724	58

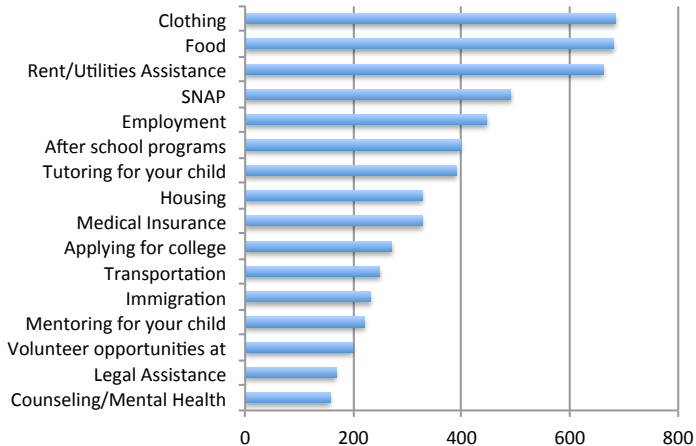
Children's Health Insurance Status



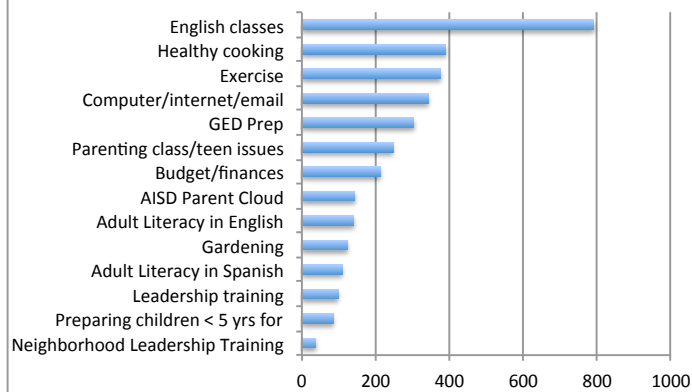
Health Conditions



Family Needs as identified on Family Needs Surveys for SY 2018-19 n=3327



Adult Education Needs as identified on Family Needs Surveys for SY 2018-19 n=3327



FUNDING:

The Austin Voices Family Resource Centers are jointly funded by Austin Voices, Austin ISD, City of Austin and Travis County. FRCs leverage the resources of community partners to provide services.

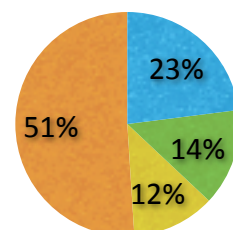


Engaged Communities, Empowered Schools.



Family Resource Center Funding

- AISD (\$187,500)
- City of Austin (\$111,149)
- Travis County (\$100,000)
- Austin Voices (\$416,493)



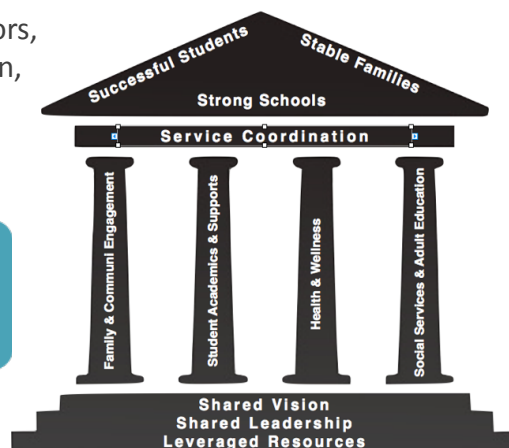
COMMUNITY SCHOOL INTERVENTIONS:

Community schools believe that students, parents, teachers, administrators, local government, non-profits and community partners should help to plan, improve and support neighborhood schools; provide opportunities and coordinate resources within a multi-tiered system of support to ensure families are supported and students have every opportunity to succeed.

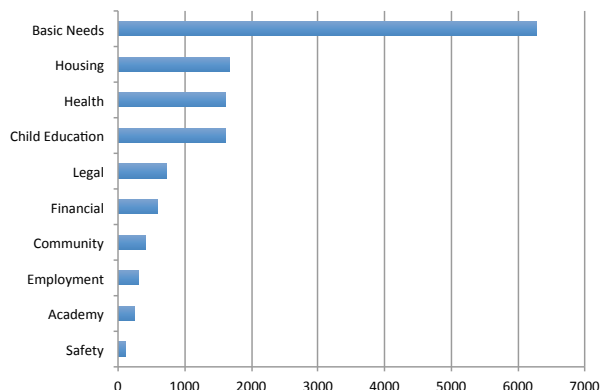
**2,636
CLIENTS**

**9,688
ENCOUNTERS**

**13,576
SERVICES**



**Breakdown of Service Types for All Sites
SY 2018-19
n=13,576 services**



Class, Workshop and Event Attendance	# Participants	# Families
Adult and youth class attendance (class series > 1 session)	358	256
Adult and youth engagement in workshops (1 session) and events	2,885	1609
Total adult and youth attendance in classes, workshops and events (DUPLICATED)	3,243	1865
Adult and youth attendance in classes, workshops and events (UNDUPLICATED)	3,118	1775
Total class hours attended by ALL participants	9,283 hours	
Total engagement hours in workshops and events attended by ALL participants	11,902 hours	
Total Class and Engagement Hours for ALL participants	21,184 hours	
NOTE: All event attendance was not recorded in ETO due to staff limitations for data entry, so event attendance is significantly under-reported		

COLLABORATIVE PARTNERSHIPS:

FRCs develop collaborative partnerships with community non-profits, churches, healthcare providers and governmental entities to leverage resources to meet student and family needs.

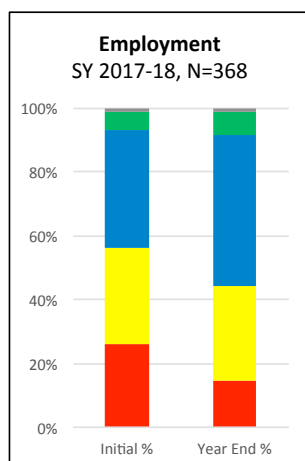
Partner Services coordinated by Austin Voices	Totals
Settlement Home Garage Sale vouchers	4000
FRC CTFB Food Bank food distribution visits	3021
Coats for Kids coat distribution	1228
Central Health outreach/referrals for uninsured	755
AISD BTS BASH & churches backpack/school supplies	730
Austin Police Department Blue Santa enrollment	675
Operation School Bell/Threads For Teens donations	627
Family Eldercare fan distribution	440
CTFB SNAP/Medicaid enrollment through FRCs	325
Celebration Church Thanksgiving Food Baskets	300
ADRN HOPE Family Thrift Store clothing vouchers	221
Austin Community Law Center free legal services	27
Travis County HHS & VA rent assistance	19

Austin Energy Plus 1 Utility Assistance		
FRC Site	Annual Allotment	SY 2017-18 Pledged
Burnet FRC	\$25,300.50	\$19,319
Cook FRC	\$31,540.50	\$23,786
Dobie FRC	\$25,300.50	\$20,539
Lanier FRC	\$25,300.50	\$19,887
Martin FRC	\$31,540.50	\$23,695
Mendez FRC	\$31,540.50	\$23,956
Webb FRC	\$25,300.50	\$19,140
Total	\$195,824	\$150,322

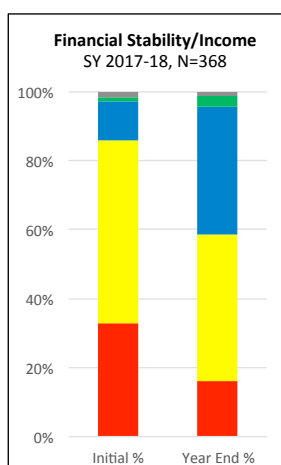
**STABLE FAMILIES,
SUCCESSFUL STUDENTS.**

OUTCOMES:

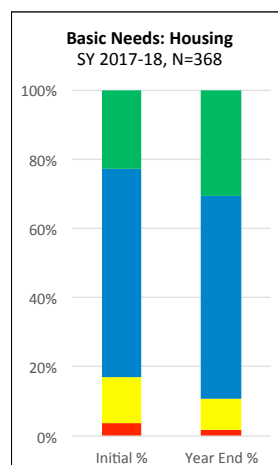
In 2017-18, the Family Development Matrix was completed on 368 case managed families at 5 FRCs as Initial and Year-End. ↑X% moved out of crisis into stability and X% families maintained or increased to Stable or Safe/Self Sufficient levels. In 2018-19, 6 FRCs had 431 case managed families but evaluation is not yet complete.



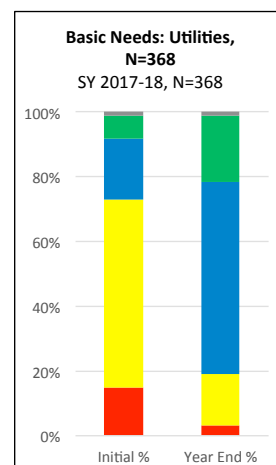
↑22%, 55%



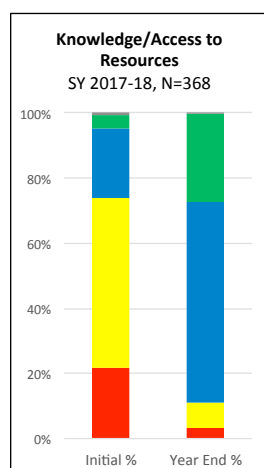
↑32%, 40%



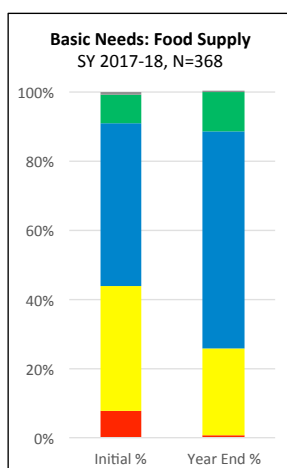
↑38%, 89%



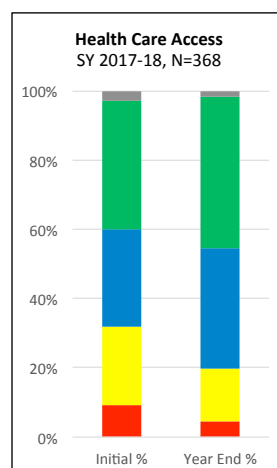
↑74%, 80%



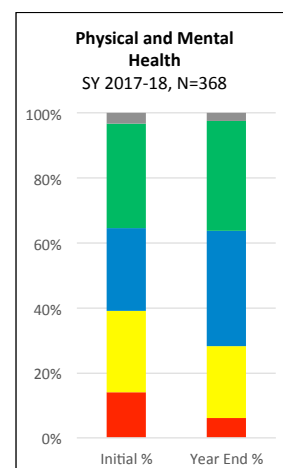
↑85%, 89%



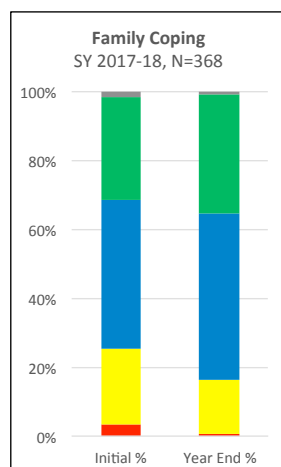
↑41%, 74%



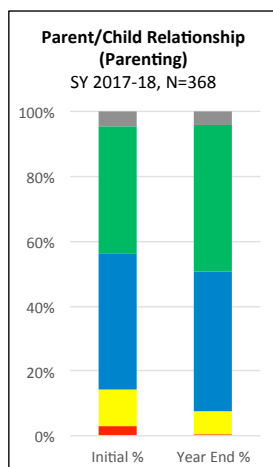
↑38%, 78%



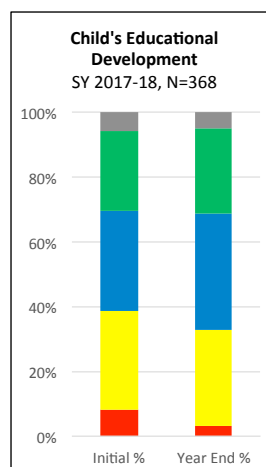
↑28%, 70%



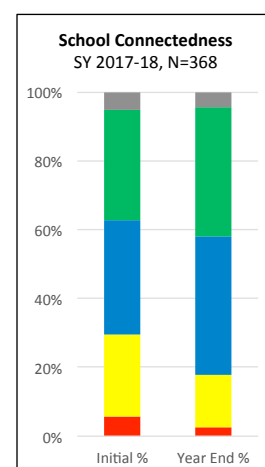
↑35%, 83%



↑47%, 88%



↑34%, 82%



↑40%, 78%